





Owner Name: KIMREY FARMS LLC

January 27, 2021



2425 KIMREY ROAD
 MEBANE, NC 27302
 GPIN: 9804314534
 PID: 10-16-42

Heavy Industrial Development Applicants

-  APPLIED FOR PERMIT
-  PERMIT APPROVED
-  PERMIT RENEWED

DISCLAIMER:
 The datasets and maps available are not survey grade or a legal document. They are a best approximation of what is on the ground, but do contain errors. The data comes from various sources nationally, the state of North Carolina, and here in Alamance County. Alamance County will not be held responsible for the misuse, misrepresentation, or misinterpretation of the data or maps. These maps and data are a service provided for the benefit for Alamance County citizens. We constantly strive to improve the quality and expand the amount of data and maps available.

ALAMANCE COUNTY shall assume no liability for any errors, omissions, or inaccuracies in the information provided regardless of how caused; or any decision made or act on taken or not taken by user in reliance upon any information or data furnished hereunder. The user knowingly waives any and all claims for damages against any and all of the entities comprising the Alamance County GIS System that may arise from the mapping data. Date: 1/27/2021

Alamance County GIS